

ATEX ABSOLUTE SINGLETURN SSI ENCODER, CAMX RANGE

ATEX certified Explosion-proof encoders

Explosion-proof rotary encoders for hazardous environments gas & dust.

Robust design for heavy-duty applications.

Application fields: explosive atmospheres except for firedamp mines.

LCIE ATEX & IECEx approved

II 2 GD

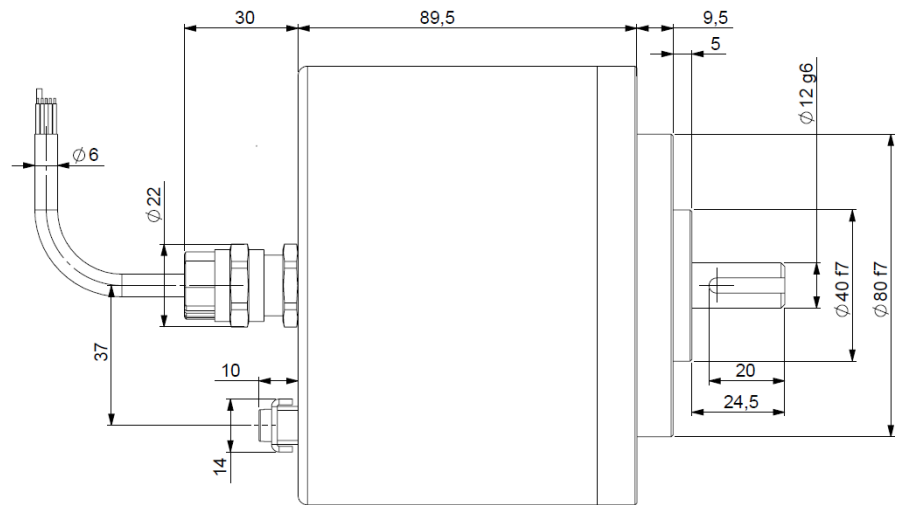
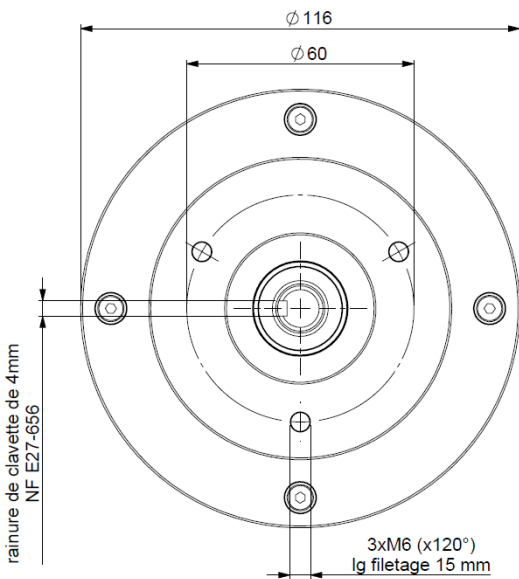
Ex d IIC T6, T5, T4 Gb

Ex tb IIIC T(*)°C Db IP 6x

* See below table



CAMX – CEMX DIMENSIONS



Material Stainless steel option	Cover : aluminium	Shock (EN60068-2-27)	≤ 500 m.s ⁻² (during 6ms)	
	Body: aluminium	Vibration (EN60068-2-6)	≤ 200 m.s ⁻² (10 ... 1 000 Hz)	
Shaft	Stainless steel	CEM	EN 61000-6-4, EN 61000-6-2	
Bearings	Ball bearings	Isolation	1 000 V eff	
Maximal load	Axial : 50 N	Weight	3,5kg aluminium body and cover	
	Radial : 100 N		7,2kg stainless steel body and cover	
Shaft inertia	≤ 16.10 ⁻⁶ kg.m ²	Operating temperature	- 20... + 90 °C (encoder T°)	
Torque	≤ 15.10 ⁻³ N.m	Storage temperature	- 40... + 100 °C	
Permissible max.speed	6 000 min ⁻¹	Protection(EN 60529)	IP 65	
Continuous max. speed	4 000 min ⁻¹	Theoretical mechanical lifetime 10 ⁹ turns (F _{axial} / F _{radial})		
Shaft seal	Nitril	20 N / 30 N : 360	50 N / 100 N : 18	100 N / 200 N : 2,2

T _{amb}	Temperature class for gas atmosphere	Temperature class for dust atmosphere
-20°C ≤ Ta ≤ +40°C	T6	T80°C
-20°C ≤ Ta ≤ +55°C	T5	T95°C
-20°C ≤ Ta ≤ +60°C	T4	T100°C

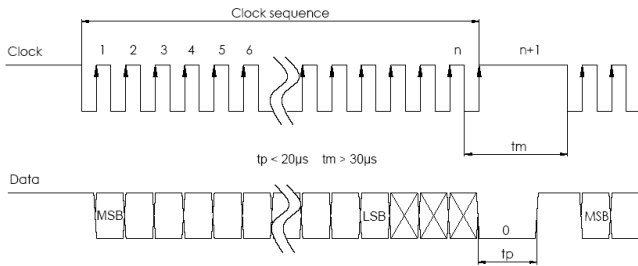


ATEX ABSOLUTE SINGLETURN SSI ENCODER, CAMX RANGE

ELECTRICAL CHARACTERISTIC

Input signal clock CLK	per optocoupler	Consumption without load	Max. 100mA
Output signal DATA	line - driver RS422	Clock frequency	100kHz to 1MHz for 13 bits encoder
Power supply	5 – 30Vdc	Interrogation frame	n=13 bits for 13 bits resolution
Introduction	< 200ms		n=21bits for >13bits resolution

SSI TRANSMISSION



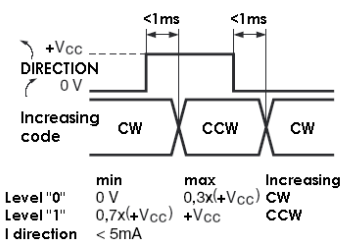
Transmission	Transmission up to 400m at 100kHz in function of the cable characteristics
Cable	High security of transmission by using shielded cable and twisted pairs

* Consult us for length > 100m

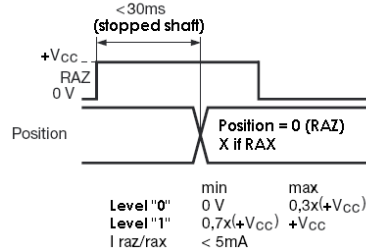
CONNECTION

Type	+ Vcc	0 V	Clk+	Data+	RAZ	Data-	Clk-	DIRECTION
S5	BN/GN Brown/Green	WH/GN White/Green	GN Green	GY Grey	BU Blue	PK Pink	BN Brown	WH White

DIRECTION input



RAZ / RAX input



Nota :

Do not connect other pinouts, connect DIRECTION and RAZ to a potential (RAZ at 0V if not used)

ORDERING CODE

	Shaft Ø	Supply	Output stage	Code	Resolution	Connection	Connection orientation
CEMX (stainless steel) CAMX (aluminium)	12:12mm	P : 5 - 30Vdc	CS : SSI without parity CP : SSI with even parity CI : SSI with odd parity	B : Binary G : Gray	Power of 2 13 : 13 bits standard option: 14 : 14 bits to 16 : 16 bits	S5 : PUR cable	Example : A030 : radial cable 3m
CEMX	_ 12 //	P	CS	G //	13 //	S5	A030

SPECIAL CONDITIONS FOR SAFE USE

The gaps of the different flamepath are less than the values specified in the tables of the IEC 60079-1 standard. The width of the different flameproof joints are superior to these specified in tables of IEC 60079-1 standard.

ASSEMBLY CAUTION

NEVER OPEN THE ENCODER
NEVER CONNECT/DISCONNECT UNDER POWER SUPPLY/IN PRESENCE OF DUSTS ATMOSPHERE

For electrical installation use the standard EN/IEC 60079-14.

The customer obliges to take up and to use our products, according to our specifications and to the manners of the profession. Our company would not be responsible for any defect resulting from a defective or erroneous assembly, from a use superior to the standard, or in abnormal conditions. The breakdowns resultant of shocks, bad electric supply, put in low capacity or overcapacity of the product, the environment of bad conditions (humidity, projection, dust, etc) cannot be imputed to us. The converter doesn't require any maintenance. Any encoder presenting a dysfunction will have to be the object of immediate return for control in our facilities. The encoder mustn't be open in any case (cable gland and/or cover). An earth situated on the cover must be linked with the ground of the installation.

Made in FRANCE

ATEX ABSOLUTE SINGLETURN SSI ENCODER, CAMX RANGE

1) Déclaration UE de conformité

2) Nous, société BEI Sensors, certifions que ce matériel : capteurs antidéflagrants, type

CAMX, CEMX, GAMX, GEMX, NAMX, NEMX, PAMX, PEMX

3) Avec les inscriptions suivantes :

CE 0081 II 2 GD, Ex d IIC T6, T5, T4 Gb
Ex tb IIIC T(*)°C Db IP 6x

A été conçu et fabriqué conformément à la directive applicable suivante :

ATEX : 2014/34/UE

CEM : 2014/30/UE

4) La certification a été obtenu grâce à l'application des normes suivantes :

(*) ATEX: EN60079-0:2012+A11:2013, EN60079-1:2014, EN60079-31:2014

IECEx: IEC60079-0:2011+IS1 2013, IEC60079-1:2014, IEC60079-31:2013

(*) Une étude comparative des normes EN 60079-0 (2009 et 2012+A11 2013), EN 60079-1 (2007 et 2014) et EN 60079-31 (2009 et 2014) montre que le matériel n'est pas concerné par les modifications substantielles.

5) Une attestation d'examen CE de type a été obtenu :

LCIE 03 ATEX 6235

et une notification :

LCIE 03 ATEX Q 8060

6) Un certificat de conformité IECEx a été obtenu :

IECEx LCIE 13.0029X

et une notification :

FR/LCI/QAR08.0002

7) L'application des normes suivantes a participé à l'obtention de la certification :

EN 60-529, NFC 23-520, NFC 23-539, EN 50081-1, EN 55022 classe B, EN 55014, EN 61000-6-2, CEI 61000-4-2, CEI 61000-4-3, CEI 61000-4-4, CEI 61000-4-5, CEI 61000-4-6, CEI 61000-4-8, CEI 61000-4-11

8) L'organisme notifié responsable du suivi de la directive **ATEX** est le

LCIE, B.P.8, F92260 Fontenay-aux-Roses

Numéro d'identification : 0081

9) La société chargée de la certification **CEM** est nommée ci-après :

GRME, Cellule CEM, B.P.8, 68840 Pulversheim

10) Nous certifions que nos produits désignés ci-dessus sont conformes à la directive et aux normes spécifiées

Date :

ATEX Certified Product Approved Person
Jean-Marc HUBSCH

1) EU Declaration of conformity

2) We, BEI Sensors, certify that this material : sensor explosion-proof standard

CAMX, CEMX, GAMX, GEMX, NAMX, NEMX, PAMX, PEMX

3) With the following inscriptions :

CE 0081 II 2 GD, Ex d IIC T6, T5, T4 Gb
Ex tb IIIC T(*)°C Db IP 6x

Conceived and manufactured has the directive applicable following :

ATEX : 2014/34/EU

EMC : 2014/30/EU

4) Certification to summer obtained thanks to the application of the standards :

(*) ATEX: EN60079-0:2012+A11:2013, EN60079-1:2014, EN60079-31:2014

IECEx: IEC60079-0:2011+IS1 2013, IEC60079-1:2014, IEC60079-31:2013

(*) A comparative study of the standards EN 60079-0 (2009 and 2012+A11 2013), EN 60079-1 (2007 and 2014) and EN 60079-31 (2009 and 2014) shows that the product is not concerned by the substantial modifications.

5) EC type examination certificate was obtained :

LCIE 03 ATEX 6235

and a notification :

LCIE 03 ATEX Q 8060

6) IECEx certificate of conformity was obtained :

IECEx LCIE 13.0029X

and a notification :

FR/LCI/QAR08.0002

7) The application of the following standards took part in obtaining certification :

EN 60-529, NFC 23-520, NFC 23-539, EN 50081-1, EN 55022 classe B, EN 55014, EN 61000-6-2, CEI 61000-4-2, CEI 61000-4-3, CEI 61000-4-4, CEI 61000-4-5, CEI 61000-4-6, CEI 61000-4-8, CEI 61000-4-11

8) The notified organization responsible for the follow-up of the directive **ATEX** is the

LCIE, B.P.8, F92260 Fontenay-aux-Roses

Numéro d'identification : 0081

9) The company in charge of certification **CEM** is named :

GRME, Cellule CEM, B.P.8, 68840 Pulversheim

10) We certify that our indicated products so above are in conformity with the directive and the specified standards

Datasheets provided by Sensata Technologies, Inc., its subsidiaries and/or affiliates (“Sensata”) are solely intended to assist third parties (“Buyers”) who are developing systems that incorporate Sensata products (also referred to herein as “components”). Buyer understands and agrees that Buyer remains responsible for using its independent analysis, valuation, and judgment in designing Buyer’s systems and products. Sensata datasheets have been created using standard laboratory conditions and engineering practices. Sensata has not conducted any testing other than that specifically described in the published documentation for a particular datasheet. Sensata may make corrections, enhancements, improvements, and other changes to its datasheets or components without notice.

Buyers are authorized to use Sensata datasheets with the Sensata component(s) identified in each particular datasheet. HOWEVER, NO OTHER LICENSE, EXPRESS OR IMPLIED, BY ESTOPPEL OR OTHERWISE TO ANY OTHER SENSATA INTELLECTUAL PROPERTY RIGHT, AND NO LICENSE TO ANY THIRD PARTY TECHNOLOGY OR INTELLECTUAL PROPERTY RIGHT, IS GRANTED HEREIN. SENSATA DATASHEETS ARE PROVIDED “AS IS”. SENSATA MAKES NO WARRANTIES OR REPRESENTATIONS WITH REGARD TO THE DATASHEETS OR USE OF THE DATASHEETS, EXPRESS, IMPLIED, OR STATUTORY, INCLUDING ACCURACY OR COMPLETENESS. SENSATA DISCLAIMS ANY WARRANTY OF TITLE AND ANY IMPLIED WARRANTIES OF MERCHANTABILITY, FITNESS FOR A PARTICULAR PURPOSE, QUIET ENJOYMENT, QUIET POSSESSION, AND NON-INFRINGEMENT OF ANY THIRD PARTY INTELLECTUAL PROPERTY RIGHTS WITH REGARD TO SENSATA DATASHEETS OR USE THEREOF.

All products are sold subject to Sensata’s terms and conditions of sale supplied at www.sensata.com. SENSATA ASSUMES NO LIABILITY FOR APPLICATIONS ASSISTANCE OR THE DESIGN OF BUYERS’ PRODUCTS. BUYER ACKNOWLEDGES AND AGREES THAT IT IS SOLELY RESPONSIBLE FOR COMPLIANCE WITH ALL LEGAL, REGULATORY, AND SAFETY-RELATED REQUIREMENTS CONCERNING ITS PRODUCTS, AND ANY USE OF SENSATA COMPONENTS IN ITS APPLICATIONS, NOTWITHSTANDING ANY APPLICATIONS-RELATED INFORMATION OR SUPPORT THAT MAY BE PROVIDED BY SENSATA.

Mailing Address: Sensata Technologies, Inc., 529 Pleasant Street, Attleboro, MA 02703, USA

CONTACT US

Regional head offices:

United States of America

Sensata Technologies

Attleboro, MA

Phone: 508-236-3800

E-mail: support@sensata.com

Netherlands

Sensata Technologies Holland B.V.

Hengelo

Phone: +31 74 357 8000

E-mail: support@sensata.com

China

Sensata Technologies China Co., Ltd.

Shanghai

Phone: +8621 2306 1500

E-mail: support@sensata.com

Copyright © 2023 Sensata Technologies, Inc.